

The Signature

PIVOT DOOR SYSTEM



Southeastern Aluminum Products, Inc.

www.southeasternaluminum.com



This innovative design provides the cleanest and most contemporary heavy glass system on the market.

Designed for elegance, the Signature Pivot system minimizes the use of metal to create a clean, open appearance and features tempered $\frac{3}{8}$ " or $\frac{1}{2}$ " glass with polished edges on all four sides.


Our unique base plate utilizes the weight and turning motion of the door to self-center and is available in white, beige, black and gray to complement any finish.

The weight of the door never hangs on other glass panels, providing you with safety and security.

Three versatile configurations — curb-to-header, curb-to-wall block and curb-to-soffit — can be installed as standalone units or with custom panels.



Curb-to-Header




Curb-to-Wall Block

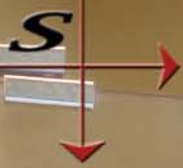


Curb-to-Soffit



Signature Pivot. Heavy Glass Made Simple.






Southeastern Aluminum Products, Inc.

COLOR OPTIONS

Creating a combination of glass and metal that fits any bathroom design is easy with our range of selections.



Corporate Headquarters

Local: (904) 781-8200

Toll Free: (800) 243-8200 or (800) 522-2007

Post Office Box 6427, Jacksonville, FL
32236

Regional Branches

Indianapolis

Local: (317) 824-5555

Toll Free: (800) 439-2153

9770 Mayflower Park Drive, Carmel, IN
46032

Phoenix

Local: (602) 443-1400

Toll Free: (866) 945-5678

2135 S. 11th Ave, Ste. 100, Phoenix, AZ
85007

www.southeasternaluminum.com